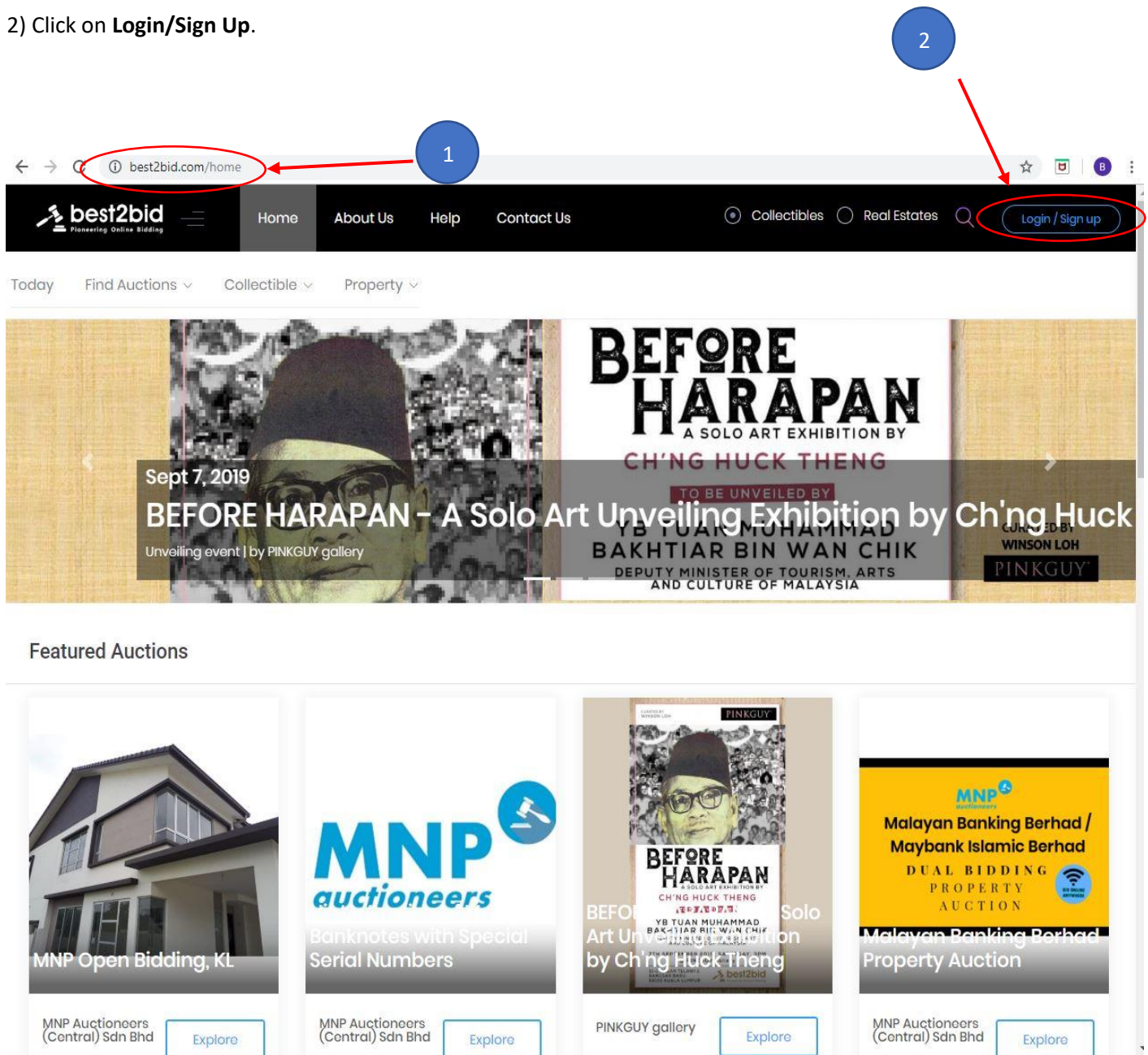


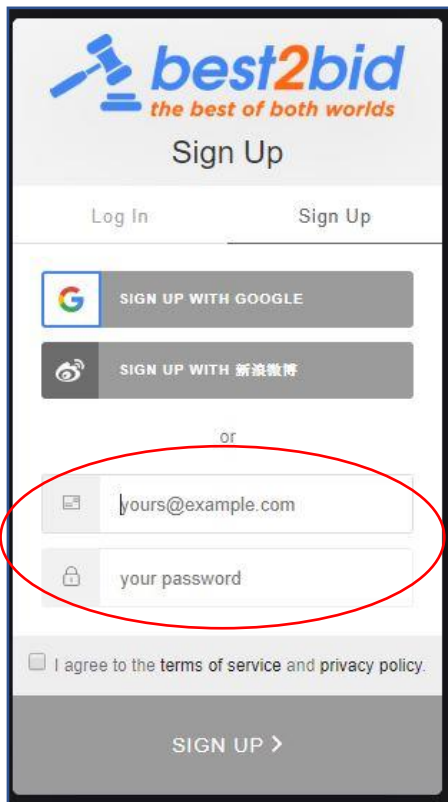
## Step-By-Step Tutorial

### “How To Register An Online Account For The Auction Event.”


- 1) Go to **best2bid.com** on your browser.
- 2) Click on **Login/Sign Up**.



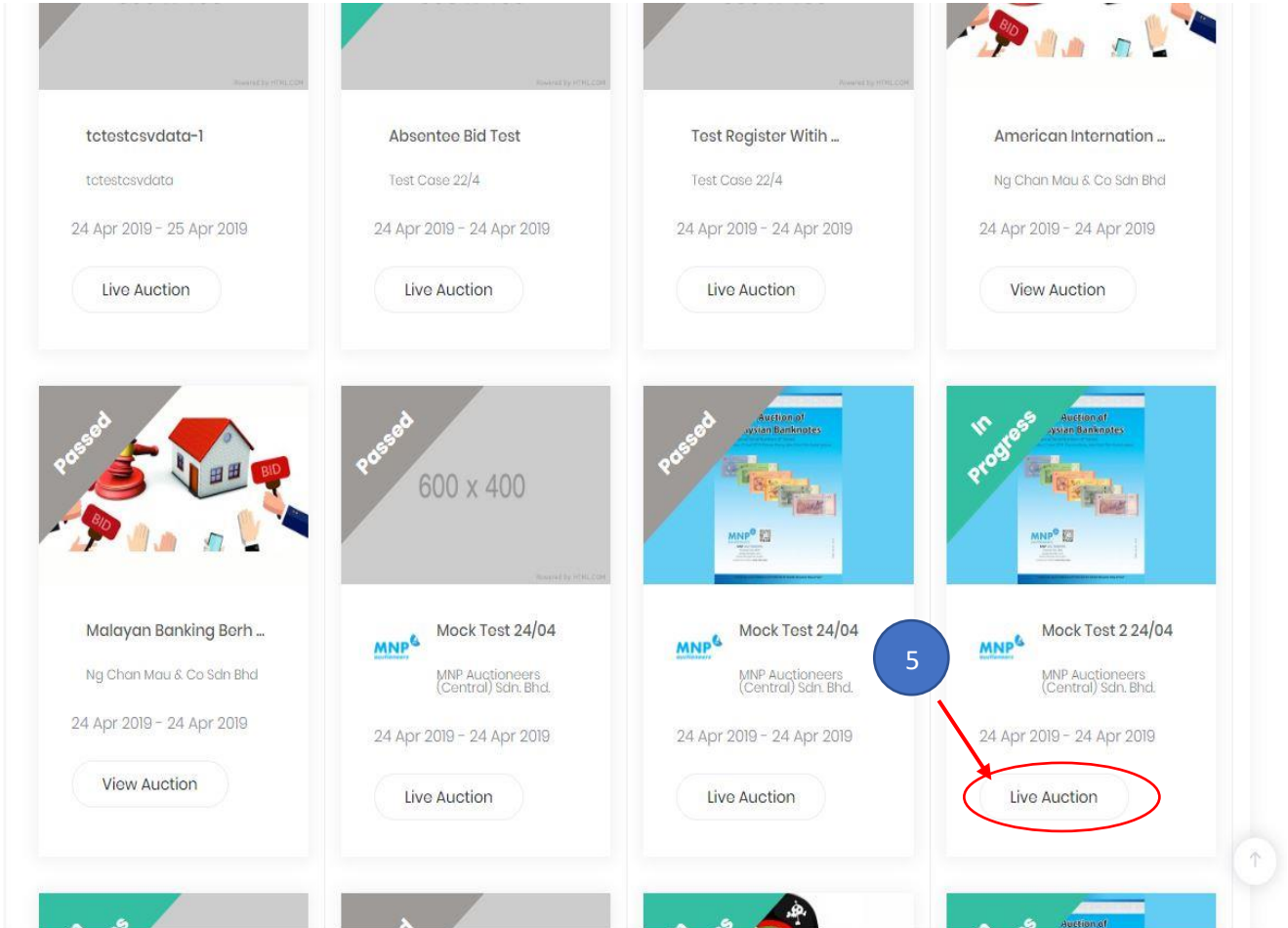
3) Click on Sign Up on the panel, enter your email address & password then click on the “SIGN UP” button. If you have existing account with best2bid.com, just log in with your registered e-mail address & password.



4) You will be directed to the home page. You are able to browse the auction you wish to join by find auctions, collectible or property.



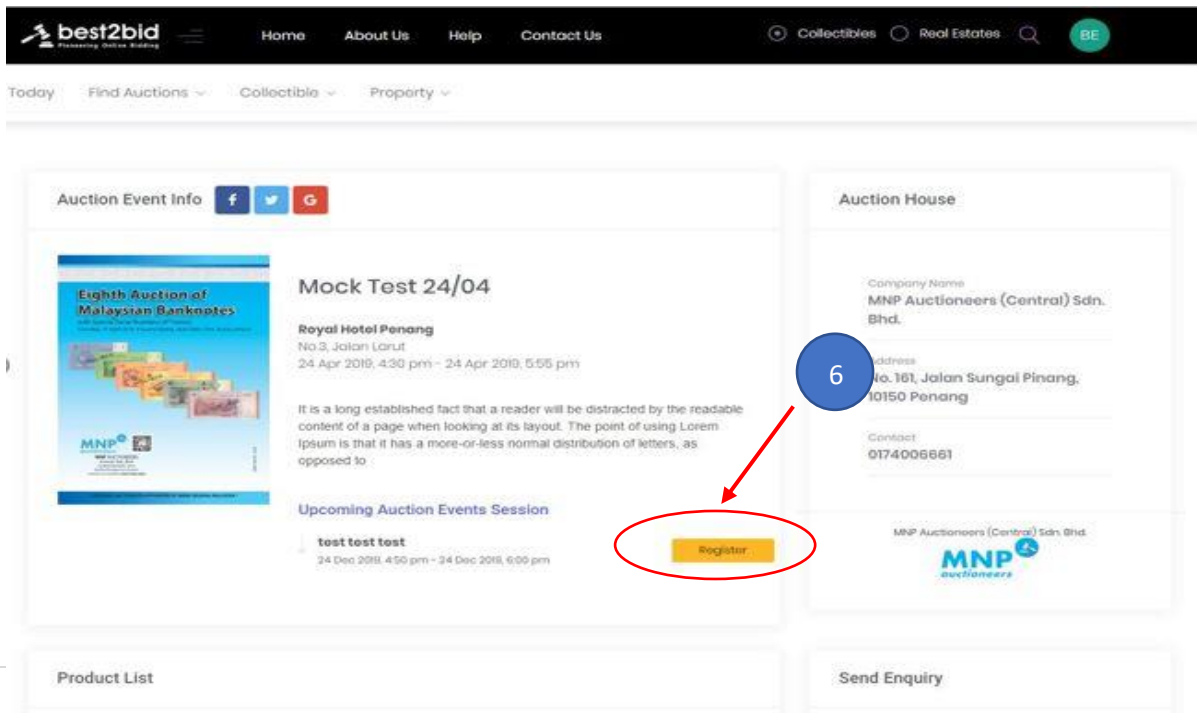
5) Click on **Live Auction** for the auction you wish to join.



The screenshot displays a grid of auction listings. The listing for 'Mock Test 2 24/04' by MNP Auctioneers (Central) Sdn. Bhd. is highlighted with a blue circle containing the number 5 and a red arrow pointing to the 'Live Auction' button.

Auction Title	Auctioneer	Dates	Action
tctestcsvdata-1	tctestcsvdata	24 Apr 2019 - 25 Apr 2019	Live Auction
Absentee Bid Test	Test Case 22/4	24 Apr 2019 - 24 Apr 2019	Live Auction
Test Register With ...	Test Case 22/4	24 Apr 2019 - 24 Apr 2019	Live Auction
American International ...	Ng Chan Mau & Co Sdn Bhd	24 Apr 2019 - 24 Apr 2019	View Auction
Malayan Banking Berh ...	Ng Chan Mau & Co Sdn Bhd	24 Apr 2019 - 24 Apr 2019	View Auction
600 x 400	MNP Auctioneers (Central) Sdn. Bhd.	24 Apr 2019 - 24 Apr 2019	Live Auction
Mock Test 24/04	MNP Auctioneers (Central) Sdn. Bhd.	24 Apr 2019 - 24 Apr 2019	Live Auction
Mock Test 24/04	MNP Auctioneers (Central) Sdn. Bhd.	24 Apr 2019 - 24 Apr 2019	Live Auction
Mock Test 2 24/04	MNP Auctioneers (Central) Sdn. Bhd.	24 Apr 2019 - 24 Apr 2019	Live Auction

6) Click on Register in yellow box.



The screenshot displays the 'Mock Test 24/04' auction listing. A blue circle with the number 6 and a red arrow points to the 'Register' button.

**Auction Event Info**

**Mock Test 24/04**

Royal Hotel Penang  
No. 3, Jalan Larut  
24 Apr 2019, 4:30 pm - 24 Apr 2019, 5:55 pm

It is a long established fact that a reader will be distracted by the readable content of a page when looking at its layout. The point of using Lorem Ipsum is that it has a more-or-less normal distribution of letters, as opposed to

**Upcoming Auction Events Session**

test test test  
24 Dec 2019, 4:50 pm - 24 Dec 2019, 6:00 pm

**Register**

**Auction House**

Company Name  
MNP Auctioneers (Central) Sdn. Bhd.

Address  
No. 161, Jalan Sungai Pinang,  
10150 Penang

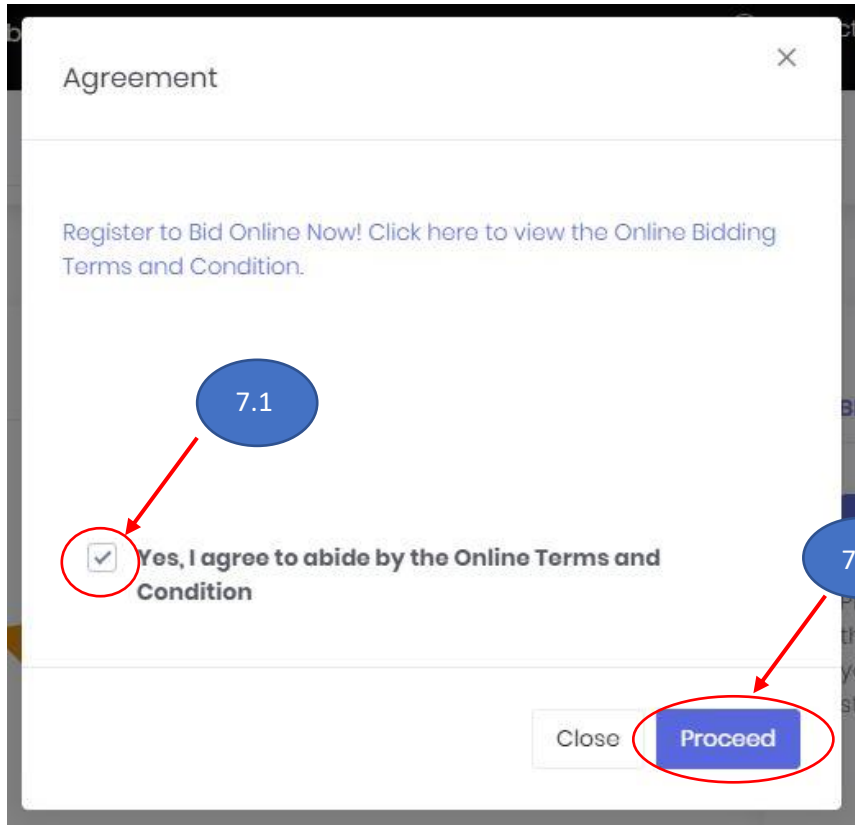
Contact  
0174006661

MNP Auctioneers (Central) Sdn. Bhd.

**Product List**

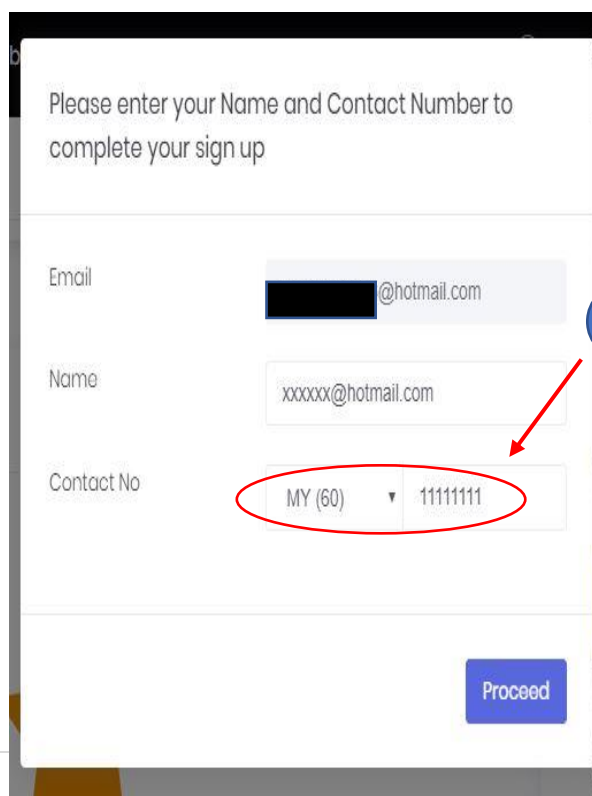
**Send Enquiry**

7) Please tick **7.1** **“Yes, I agree to abide by the Online Terms and Condition”** then click on **7.2** **Proceed** after you saw this **“Agreement”** message.



The image shows a dialog box titled "Agreement" with a close button (X) in the top right corner. Inside the dialog, there is a link that says "Register to Bid Online Now! Click here to view the Online Bidding Terms and Condition." Below this link, there is a checkbox labeled **7.1** "Yes, I agree to abide by the Online Terms and Condition". The checkbox is checked, and a red circle highlights it with an arrow pointing to the **7.1** label. At the bottom right of the dialog, there are two buttons: "Close" and "Proceed". The "Proceed" button is highlighted with a red circle and an arrow pointing to it from a **7.2** label.

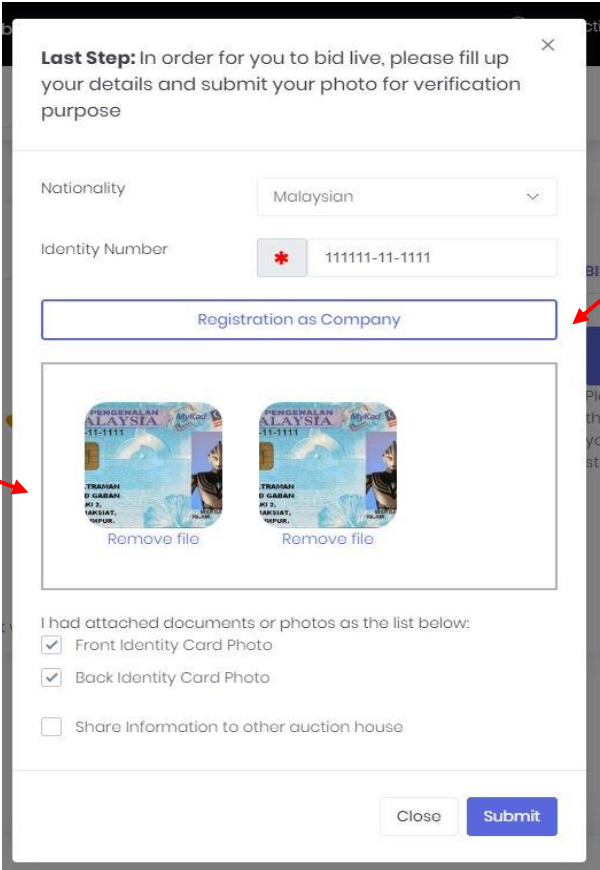
8) Please enter your country code & contact number.



The image shows a sign up form with the heading "Please enter your Name and Contact Number to complete your sign up". There are three input fields: "Email" with a placeholder "@hotmail.com", "Name" with a placeholder "xxxxxx@hotmail.com", and "Contact No" with a dropdown menu showing "MY (60)" and a text input field containing "11111111". A red circle highlights the "Contact No" field, and a red arrow points to it from a blue circle containing the number **8**. At the bottom right of the form, there is a blue "Proceed" button.

9) For the first time user, you may need to attach your image of **Identity card with front side and the back side**, then enter the following details, click on **Submit** button.

10) If you are going to register this account as Company use, please do attach your company **form 9, 24 & 49**.



**Last Step:** In order for you to bid live, please fill up your details and submit your photo for verification purpose

Nationality: Malaysian

Identity Number: 111111-11-1111

Registration as Company

9

10

Remove file

Remove file

I had attached documents or photos as the list below:

☒ Front Identity Card Photo

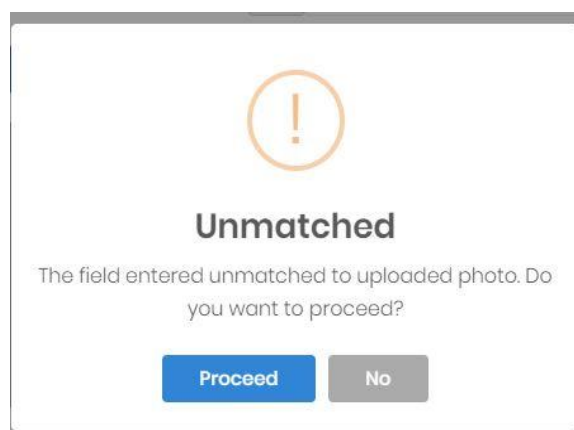
☒ Back Identity Card Photo

☐ Share Information to other auction house

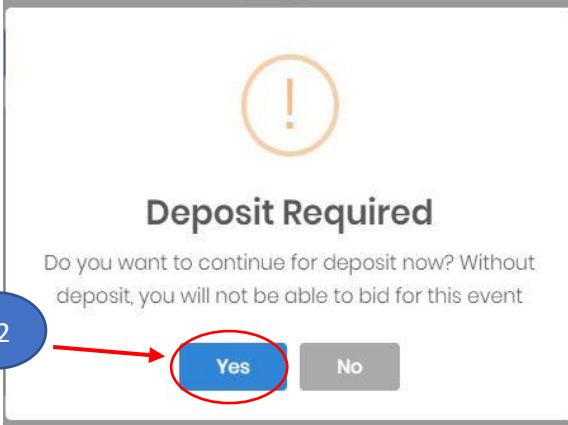
Close Submit

11) If the uploaded image does not contain the IC/Passport text, the unmatched message will show. But no worries, you may just click on proceed.

However, if image uploaded without any text, you will need to re-upload the image again. This is to make sure the bidder upload a valid image instead just any photo.

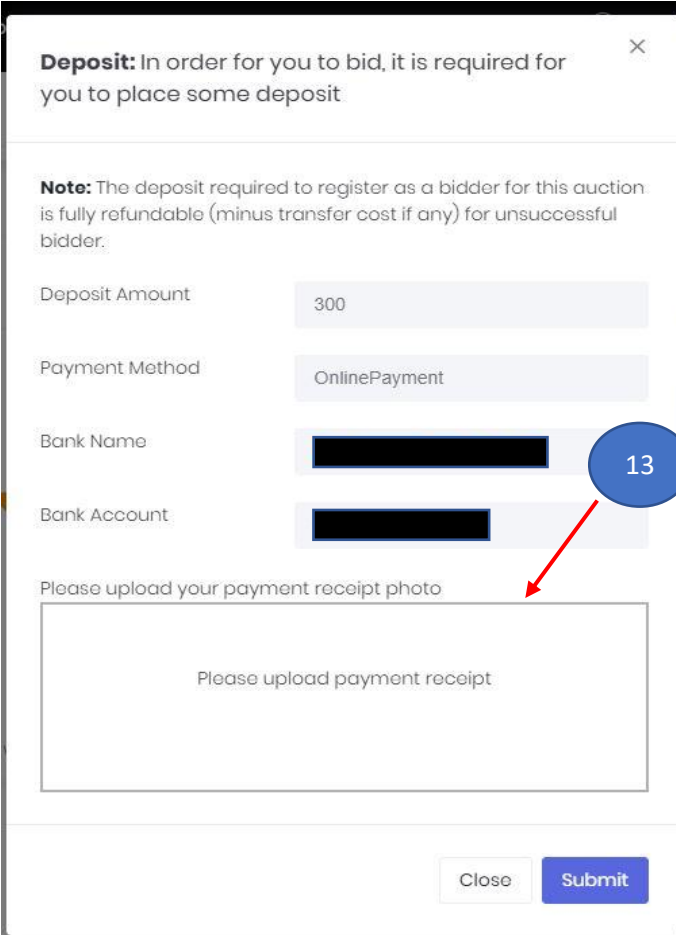


12) Some auction events are required you to place deposit before you bid. Without deposit, you will not be able to bid for the auction. Click “**Yes**” to proceed on the payment part.



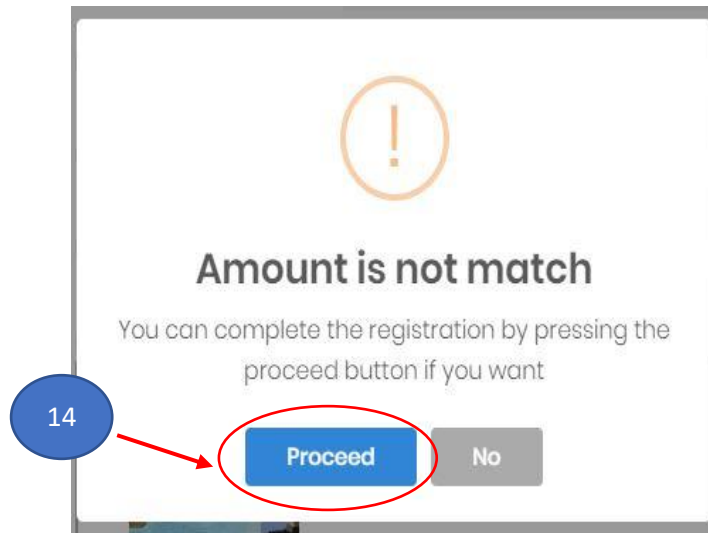
A dialog box with a yellow warning icon at the top. The title is "Deposit Required". Below the title, it says "Do you want to continue for deposit now? Without deposit, you will not be able to bid for this event." At the bottom, there are two buttons: "Yes" (highlighted with a red circle and a blue callout bubble labeled "12") and "No". A red arrow points from the "Yes" button to the callout bubble.

13) It will direct you to the payment session with our bank account details. You may upload your payment receipt/payment slip after you have done your payment part, then click on “**submit**”.



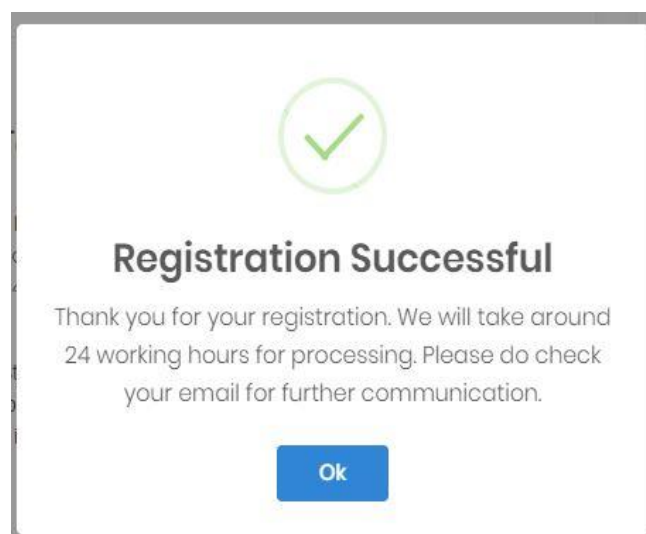
A form titled "Deposit: In order for you to bid, it is required for you to place some deposit" with a close button (X) in the top right corner. Below the title, there is a "Note: The deposit required to register as a bidder for this auction is fully refundable (minus transfer cost if any) for unsuccessful bidder." The form contains several input fields: "Deposit Amount" (300), "Payment Method" (OnlinePayment), "Bank Name" (redacted), and "Bank Account" (redacted). A blue callout bubble labeled "13" points to the "Bank Account" field. Below these fields, there is a section titled "Please upload your payment receipt photo" with a large rectangular area for uploading the receipt. At the bottom of the form, there are two buttons: "Close" and "Submit".

14) After submit, it might pop up this message due to the uploaded photo does not have the text that match the deposit amount. No worries, you may just click the Proceed and wait for the approval from admin.

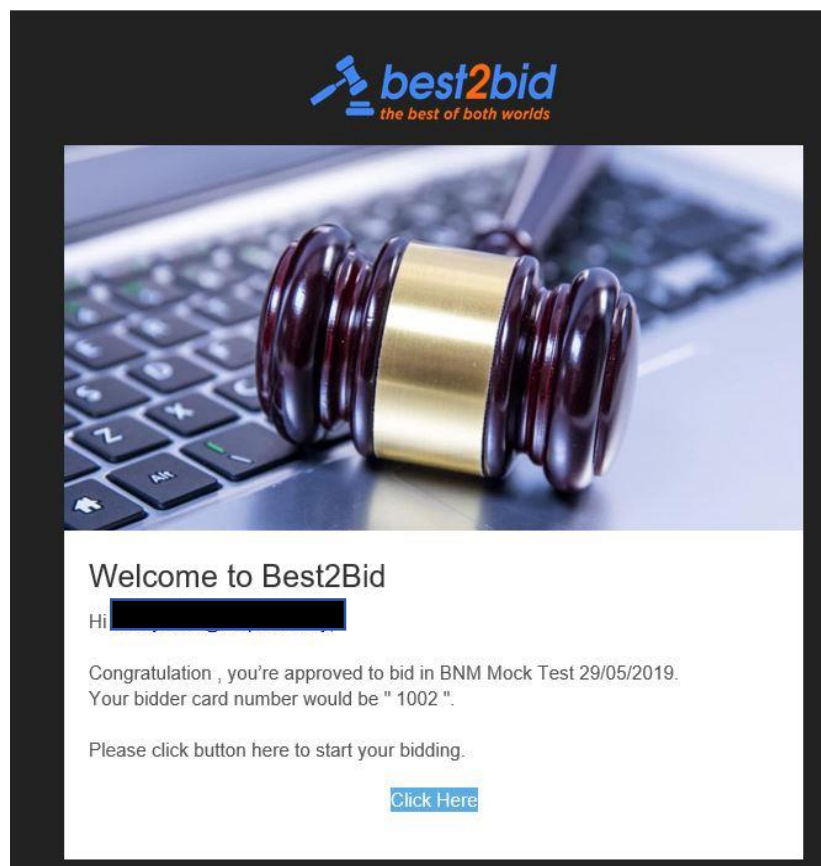


15) After you done your registration and payment, you will receive a “Registration Successful” message. We will take around 24 working hours for processing. Please do check your email for further communication.

*\* Please note that you are only registered for this Program yet all the auction, so you may need to do the **fast register** again for the auction you want to join.*



15) You will receive this email after you have been approved by us, which mean you are able to bid when the bidding session is start.



That's all for the registration. Thank You & Happy Bidding!

Having some technical issues? Call us to get the assistance at **017-400 6661**.